

Prospective Volunteer Application Guide

Overview

Thank you for your interest in volunteering with AARP Foundation Tax-Aide, the nation's largest free volunteer-run tax preparation service for low- to middle-income taxpayers, with special attention to those ages 60 and older.

To apply to become a Tax-Aide volunteer, follow one of the two application options below. Please note that the confirmation emails that you receive following your application submission will vary depending on the method through which you apply.

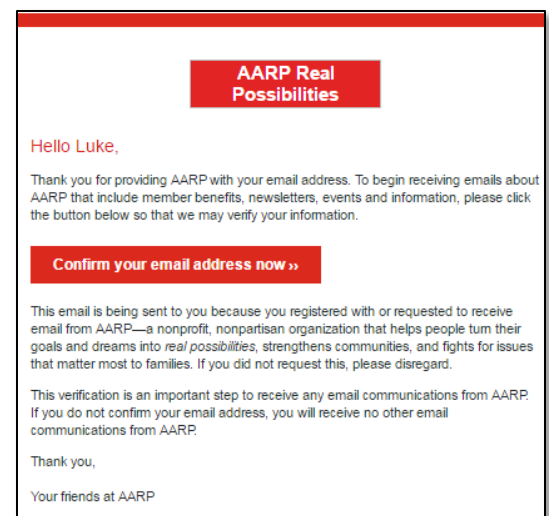
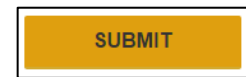
Topics:

- How to Apply to become an AARP Foundation Tax-Aide Volunteer
 - Tax-Aide Application Link (recommended)
 - Volunteer Opportunity Board

How to Apply to become an AARP Foundation Tax-Aide Volunteer


Tax-Aide Application Link


1. Go to <http://tinyurl.com/TAPVapplication>.
2. Fill out the Tax-Aide application, paying special attention to the required fields marked with an asterisk (*).
3. Click the **Submit** button at the bottom of the application.
4. If you are registered with AARP.org you will be asked to provide your AARP.org password. Once you have done so, click **Log in**.
5. If you do not have an account with AARP.org, you will be asked to set up an account by creating login information.
Please be sure to record these login credentials because they will also be used to login to the new Volunteer Portal.
 - a. You will receive an email confirmation within 60 minutes thanking you for contacting AARP and your interest in the **Be a Volunteer with Tax-Aide** position.
 - b. You will receive another email, requesting that you confirm your email address. If you would like to receive emails from AARP.org click **Confirm your email address now >>**. Otherwise, ignore this email as you have successfully submitted your application.



Volunteer Opportunity Board

1. Go to <http://www.aarp.org/giving-back>.
2. Scroll down to the **Looking to Volunteer?** section and, from the **Interests** drop-down menu, click **Select/Unselect All** and then click **Tax Return Preparation**.
3. Enter the zip code where you wish to volunteer.



4. Select the distance you are willing to travel to volunteer.
5. Click the **Search** button.
6. Scroll down to the **Search Results** section and click on **Be a Volunteer with Tax-Aide**.
7. After reading the position description, click on the **Apply Now** button.
8. Fill out the Tax-Aide application, paying special attention to the required fields marked with an asterisk (*). 
9. Click the **Submit** button at the bottom of the application.
10. If you are registered with AARP.org you will be asked to provide your AARP.org password. Once you have done so, click **Log in**.
11. If you do not have an account with AARP.org, you will be asked to set up an account by creating login information. *Please be sure to record these login credentials because they will also be used to login to the new Volunteer Portal.*
 - a. You will receive an email confirmation within 60 minutes thanking you for contacting AARP and your interest in the **Be a Volunteer with Tax-Aide** position.
 - b. You will receive another email, requesting that you confirm your email address. If you would like to receive emails from AARP.org click **Confirm your email address now >>**. Otherwise, ignore this email as you have successfully submitted your application.